

DISPATCH

A ROYAL RANGERS MAGAZINE FOR MEN

SUMMER 1980



HEADING FOR THE RENDEZVOUS

DISPATCH

SUMMER 1980

Vol. 16, No. 4

**File 'Em to Find 'Em!
File 'Em to Find 'Em!
File 'Em to Find 'Em!
File 'Em to Find 'Em!**

By Larry D. Bohall


About this time every year many of us begin having a problem that we will deal with until the Lord calls us home, or we retire from Royal Rangers—mainly, where can we get some new ideas? It really does not matter what for—it might be program features, devotions, Councils of Achievement, hiking and/or camping themes, crafts, community service projects, etc., etc., etc., etc. Sooner or later we all face the same problem: Where can we find fresh, stimulating and workable ideas for our outpost?

Well, we can sit around and brainstorm—that helps sometimes—we can talk to other leaders and see what they are doing, or we can check out the last few *High Adventure* and *Dispatch* magazines. But even then, we still might not be able to find something that fits our outpost's needs. So we are back at the start again: What can we do?

One of the best and most useful things to do is to put together a Royal Rangers file. It is easy to do, costs very little, and only takes a few minutes every two or three weeks to keep up. But the rewards of your labor will far exceed your expectations!

Having a good Rangers file can be compared to having a panel of program experts who can be called upon at any time to advise, research, and develop good ideas. Think of it—you can have a first aid expert, a Bible expert, a camping expert, fishing, cooking, hiking, boating, crafts—the list is endless! Your only limit will be whether or not you are willing to spend the time it takes to read a newspaper or magazine to put the file together.

Here is how it works: Go through all the newspapers, magazines, pamphlets, etc., that your family receives each week or so (I usually wait until the end of the month), and clip out anything that pertains to Royal Rangers in *any* way. Then file the clippings under the appropriate headings—camping, cooking, program features, etc.—using a different file folder for each heading. Then, when your creative juices run dry, pull out your file and flip through it. This will add a lot of variety to your program, as well as supply you with an excellent encyclopedia of facts. The headings in your file can include Bible, Boating, Camping, Community Service, Crafts, First Aid, Fishing, Hiking, Hunting, Nature, Program Features, etc. With a good file a commander will soon have more ideas than he will ever be able to use in several

CONTINUED ON PAGE 15 



CONTENTS

PAGE

Royal Rangers Code	Almer Harris	3
Ideas for Leaders		6
Your Outpost Planning Guide		8
Devotions for Boys	Cónnie Lanier	10
Personal Ministry Aids		12
Campcraft	John Eller	13
Neighborhood Wildlife Exhibit		14
A Night to Remember	Raymond Driggers	16

OUR COVER: "HEADING FOR THE RENDEZVOUS" by Fred Deaver is a good reminder of the National Rendezvous at Crossville, Tennessee, on July 22-26, 1980, see you there.

Staff

Editor: David Barnes, **Assoc. Editor:** John Eller, **Art:** Robin Barnes, **National Committee:** Silas Gaither, Paul McGarvey, Johnnie Barnes, Paul Stanek.

DISPATCH (ISSN 0190-4264) published quarterly by Royal Rangers, 1445 Boonville Ave., Springfield, MO 65802. Second-class postage paid at Springfield, Missouri. Copyright 1980 General Council of the Assemblies of God. Printed in U.S.A.

POSTMASTER: Send address changes to Dispatch, 1445 Boonville Ave., Springfield, MO 65802.



A ROYAL RANGER IS ALERT

It is quite possible that apart from the Ten Commandments and the Beatitudes, there is not a more excellent "Code" than that embraced by the Royal Rangers of the Assemblies of God.

The Code, a system of principles, is symbolized by the eight blue points in the Royal Rangers emblem. It declares what a Ranger is, and not what he is striving for nor hopes to be.

In previous articles we have dealt with "Loyalty" and "Honesty."

The first point is, "A Royal Ranger Is Alert." He is alert mentally, physically, and spiritually.

The purpose of the program is to assist a boy to develop physically, spiritually, mentally, and socially.

To be alert is synonymous with being vigilant, watchful and on one's guard. The significance of I Corinthians 16:13 is, "Keep awake and be vigilant." The picture of a sentry on duty. He must be on the alert at all times.

First, mentally.

The Scriptures have a great deal to say about the mental attitudes of those who claim to be followers of Christ.

The Apostle Paul warns, in several instances, that the same mind that was in Christ should be in Christians.

He further gives instruction that only those things that are true, honest, pure, just, lovely, have a good report, are virtuous and praiseworthy, are to command the thought life.

The Scripture says, "As a man (or boy) thinketh, so he is."

A Royal Ranger, whether Councilman, Commander, or Outpost member, is on his guard to safeguard his mental attitudes and outlook.

Then, he is physically alert.

He knows that his body is the Temple of the Holy Ghost. Therefore, with all diligence he does everything within his power to keep it fit and well and free from anything that would defile it.

The Ranger is subject to tests and trials that could end in failure and frustrations. Still, he has been made aware of the strategies and guile of Satan. This is the reason he does not believe a lie nor act foolishly. He is watchful and wide awake.

He knows what can be harmful to the development of a strong body and likewise that which will guarantee health. Bodily exercise is profitable, said Paul to the young man, Timothy.

So, anything that would hinder physical progress is abhorred and abandoned. His body is kept clean and is dedicated wholly and holy to God. He can present it a living sacrifice to God.

He is also spiritually alert.

Through a knowledge of the Bible and the teachings of Christ, he has examples set before him.

Because of spiritual alertness and vigilance, he does not fall as those who failed to believe God. Nor does he share

their fate.

The Bible pictures Satan as a roaring lion, roaming and seeking whom he may devour. The keen Royal Ranger recognizes and resists any attempt on his spiritual well-being.

The exhortation of practically all the New Testament authors is to be watchful. Rangers are ALWAYS on the alert and ready.

Indeed!!! A Royal Ranger is mentally, physically, and spiritually alert. **A ROYAL RANGER IS CLEAN IN BODY, MIND, AND SPEECH.**

"Cleanliness is, indeed, next to godliness," said the great John Wesley, founder of Methodism.

A Royal Ranger is clean in body, mind, and speech, declares the Royal Rangers Code.

The dictionary defines "clean" as: free from dirt or stain; free from foreign or undesirable matter, with synonyms as "unspotted, unsoiled, and without smirch."

The Bible standard of cleanliness proceeds throughout the Old Testament, and is connected with a number of ceremonial laws. It continues through the New Testament and becomes a part of the Christian concept of life.

It is impossible to overemphasize the importance of basic cleanliness. Of course, in today's society one is inevitably faced with the question, "Clean by whose or what standard?" It is good always to retreat to the scriptural standpoint and view.

1. In Body.

Most of the New Testament authors have much to say about the body and its importance to the overall pursuit of spirituality. This cannot receive too much emphasis.

A clean body has always been regarded, on the part of the believer, as an outcome of a reverence to God. It is instilled as such in the minds of the boys who come under the influence of Royal Rangers Commanders.

This purchased body, the "tent" we live in, is the dwelling place of the Holy Spirit of God. Being such, it is meticulously cared for as in any prized possession. Nothing unclean is acceptable.

Virtue seldom dwells to any length as the companion of filth. It is stated, with certain reserve, that no one scrupulously attentive to cleanliness was ever a consummate villain.

Body cleanliness is kin to character building. In fact, so great is the effect of cleanliness upon a man that it extends to his moral character.

RANGERS ARE POSSESSED OF CHARACTER!

2. In Mind.

From the body's purity, the mind receives a secret aid. A clean mind is one of the finest traits and attributes of the Christian.

The prophet told God's people that

CONTINUED NEXT PAGE ►



Royal Rangers Code

By Almer Harris

Part one of a two-part series studying the physical, spiritual, mental, and social responsibilities inherent in our code.

SPECIAL NOTICE!
AUSTRALIAN NATIONAL CAMPORAMA
January 19-24, 1981

We're planning an American delegation—both men and women are invited—if interested contact Johnnie Barnes at the National Office.



“So, Royal Rangers, select those things that will enhance clean, noble, and respectable thought patterns.”

God’s thoughts were above theirs. However, we strive to think of things the way God does.

To accomplish this, one must feed his mind those things condoned by God. Reading, audio and visual pastimes will have a bearing, since the tendency is to project one’s self into the story or the scene. With this in mind, the “manipulators” and “string-pullers” of the advertising media fashion and mold the thinking of a nation.

So, Royal Rangers, select those things that will enhance clean, noble, and respectable thought patterns. To know God’s and His Christ’s views, one must read the records which have been left. The converse is also true. If the mind is filled with novels, idol magazines and cheap, trashy literature produced by ungodly writers, a pure mind is next to impossible. The mind of Christ is now and always the embodiment of purity.

There is a scriptural process known as “renewing of the mind” that perfects and effects transformation (Romans 12:2). It is a result of Christ’s becoming the sole occupant. He renews and furnishes it.

Peter speaks of a pure (clean) mind. This is the mind purified by the blood of Christ and kept clean by hiding God’s pure words within it.

3. In Speech.

The Word of God tells us that out of the fullness of the heart the mouth speaketh. The Bible has a great deal to say about speech.

When the men informed Peter, at the trial of Christ, that his speech betrayed him, it was not all flattering. But it does have a point worth considering. Clean or unclean speech is easily discernable and

reveals the type of person you really are.

Scripture consistently warns against filthy, suggestive, frivolous, and inordinate conversation. Rather, it should be seasoned and pure. (Colossians 4:6).

Turn and read these Scriptures: Philippians 1:25; 3:20; James 3:13; 2 Timothy 1:13; and Titus 2:8.

Royal Rangers have a clean body, mind and conversation.

A ROYAL RANGER IS HONEST

In a day when “situation ethics” apparently dominate the local scene, it will benefit the Rangers to reassess certain values and to accept Biblical principles as a way of life.

Youth is faced with an infamous philosophy whose proposal is that “nothing is absolute and that everything is relative.”

These foregoing propositions have given rise to extreme permissiveness. They have plagued the nation and have cast its proponents in very poor light and thrust them into a very distasteful predicament. Their plight is nothing less than tragic.

Certain situations are best counteracted by opposites. Cold is dispelled by heat; darkness by light; idleness by industry, et al. So dishonesty will be completely dispersed by truthfulness.

A Royal Ranger does not lie.

A justifiable lie is at best a contradiction of terms. The scriptural pattern is, “lie not one to another,” “speak every man truth with his neighbor,” “put off lying.”

The shady character asks for a definition of the term. Very briefly, a lie is an untrue statement made with the intent of deceiving; that which creates or is in-

tended to create a false impression. It is a statement known to be untrue and yet made with the intent to deceive.

Words which the world uses to express lying have no bearing upon the Christian. Whether it is a falsehood, untruth, fabrication, fib, or story is of little consequence. They are not the truth.

A white lie, we are told, is a false statement made knowingly, but with the intent to be polite or kind. God requires truth in the inward parts. With Him, it is a heart thing, a condition. Again, the Bible says the Spirit leads into truth.

In the area of leadership, where testimony and example are of such prime importance, extreme care must be exercised just how the truth is handled. There is a tendency to treat it lightly in varying instances and circumstances.


Royal Rangers leaders cannot be too careful since many of the boys “hang onto every word which you speak.”

Coupled with the honesty clause in the Code is the statement, “he does not cheat.”

Again, who is a cheat? One who endeavors to mislead another. He practices sham and trickery. He is a total fraud. You are never quite sure of him. Jesus used a most descriptive word for him—hypocrite. Probably one of the most despicable characters we have to deal with is the man who is not trustworthy.

Thank God, the true Royal Rangers Commander is sincere and free from all sham and chicanery in his church, business, and family life.

Last of all, a Royal Ranger does not steal. I am sure that such a statement goes far beyond the handling of funds. It is a foregone conclusion that money



“God surely has a purpose for each man and boy’s life. To accomplish it, one must abide by the rules laid down by the Lord.”

which has not been earned, or which has become a trust, shall not be taken for personal use by any Royal Ranger.

The Scriptures declare vividly and emphatically, “let him that stole steal no more.” Equally as devastating as the misappropriation of, or absconding with funds, is thievery of a name or defamation of a character.

The Bible tells how Absalom “stole” the hearts of God’s people and turned them against God’s leader. In this, he demeaned David. He robbed him of his reputation and the loyalty of his subjects. Whether it is tangible as money or other treasure, or intangible as reputation and position, a Royal Ranger (leader) does not steal anything.

Stand up and be counted. Reaffirm your pledge to the Royal Rangers Code. A Royal Ranger is honest—he tells and lives the whole truth all of the time. He is not hypocritical in any area of his dealings, and he takes nothing that does not rightfully belong to him.

Live by the Rangers Code. It guarantees “euphoria”—a feeling of well-being. **A ROYAL RANGER IS COURAGEOUS**

He is courageous in spite of danger, criticism or threats.

Courage is the quality of mind or spirit that enables one to meet danger or opposition with firmness, calmness, and fearlessness.

It is an attribute or trait, dominating the life of the individual that God will use to any great extent. God looks for it. He sought it in Old Testament days and searches it out today.

Courage comes from strong personal conviction.

There is probably no greater example

of nor testimony to courage and firmness than the life of Joshua, the Old Testament warrior.

A study of his early life shows that he was prepared for a place of leadership through close association with another man of God—Moses.

Moses met with Joshua one day prior to being removed from the scene of action, and gave him specific instruction for a successful conduct of God’s work.

God raptured Moses, and Joshua stood before the Lord and the people. Here God spoke. Joshua was informed and instructed concerning the conditions of success in a very exacting situation.

God surely has a purpose for each man and boy’s life. To accomplish it, one must abide by the rules laid down by the Lord.

As it was true of Joshua, it is so of Royal Rangers. We are encouraged to be strong and fearless. All through Joshua’s career as a leader, he encountered very real obstacles, dangers and threats. Not one time did God fail him; nor did he intentionally fail God.

But it didn’t just happen. In Deuteronomy 31:3-8, God made definite promises to Joshua. These became the basis for courage, strength, and firmness. In any situation he could reflect and remember the Word of God and go on.

Danger stalked much of his activity and leadership. Whether it was crossing the river at flood time, receiving and following the instruction and strategy to effect the collapse of the walls of Jericho, or camping out and carrying out the actual attack, it was all the same.

Rangers are engaged in a strange and stern battle. Still, the dangers we face, whether actual or fancied, have been met

head-on by men who believed God. We can boldly say, “The Lord is my helper, I will not fear what man shall do unto me.

When it comes to criticism, he knows this is part of the price you pay for being a leader in his field. Aristotle, who first instituted criticism, meant it to be a standard of judging well. It was meant to point out the beauties of an art or work rather than its defects. But the passions of men have taken it as a commodity to malign and discredit another’s efforts.

When a Ranger becomes a target for criticism, he very quickly and quietly considers it in the presence of the Master Ranger and then commits it to Him. Then, taking courage, he continues to be active and progressive.

Often in the course of serving God, fellow Rangers and Christians are tempted to slacken their pace. But the true Royal Ranger sees in it a threat to his consistency and deals with it. Many dark clouds of doubt and despair also threaten him. But back of them he again sees the Master Ranger and courage swells within him.

Referring again to Joshua, he tells us that the Israelites had been “taken in” by the Amorites. Joshua had to take a bold stand before all of God’s people. He declared, “As for me and my house we will serve the Lord.”

His courage and strength of conviction caused them to consider their deplorable state and to return to the Lord God who had been their deliverer.

The Royal Ranger who exemplifies and displays courage in spite of, and in the face of danger, criticism or threat, can be of great service to his Lord in bringing **CONTINUED ON PAGE 15 ►**

Get The Fun Going With These IDEAS FOR LEADERS



Human Machine

Equipment Needed: Your bodies and a marked off area.



PROBLEM: To get everyone in the group from behind the starting line to completely across the other line. Your group may use only #_____ hands and #_____ feet touching the floor to propel your mass. You must all be connected in some way.

RULES: You may use any method you wish to

solve the problem providing:

1. Everyone in the group must participate or the group will fail to solve the problem.
2. If anytime before the last person in your group crosses the finish line more than #_____ and #_____ feet touch the ground, or any other part of the body, you must start over again.
3. You must provide for the safety of all the members in your group.

- 8 people = 2 sets of feet & 6-8 hands
- 9 people = 2 sets of feet & 8-10 hands or 3 sets of feet & 2-4 hands
- 10 people = 3 sets of feet & 6 hands
- 11 people = 3 sets of feet & 6-8 hands
- 12 people = 4 sets of feet & 4-6 hands or any combination you choose

A set belongs to 1 person but the feet need not be sets, either.

This problem requires an intellectual process to work it out, it may be hard physical labor to carry people for a distance of 15-20 feet, and it provides an opportunity for closeness.


I explained this problem to the groups rather than them read it from the handout because the number of people varied each day.

It requires no special equipment making it extremely convenient for groups to

work on when the other problems and equipment are being used.

Washer Toss

Equipment Needed: Large washers.




Dig three holes in a line big enough for large washers. Give each boy three washers. And in turn, each boy tosses the washers into the holes.

- First hole—one point
 - Second hole—three points
 - Third hole—five points
- Highest points wins.

Beam Challenge

Equipment Needed: Boys horizontal bar set up in a small gym.



PURPOSE: To get every person in the group from one side of the bar to the other side by traveling over the top of the bar with its upright position.

RULES: You may use any method the group decides on to solve the problem providing:

1. Everyone in the

- group must travel over the bar or the group will fail to solve the problem.
2. Once an individual climbs over the bar they may not return to the other side to

help anyone else over. You may help from the far side but you may not reach under the bar; only over.

3. You may use no additional support to climb; this includes the wall, the supporting stan-

dard, the wires, a rope or any clothing.

4. If any individual, the first, middle, or last violates any of the rules or restricted areas, the whole group must start over again and attempt to solve the problem correctly.
5. Everyone spot for people going over the bar (including spotting on the other side for the first person) so no one gets hurt.

Comment:

It is physical challenge, the last person may be the problem depending on the group. Fear of height may also be present in several individuals. You may want to pad the landing area with mats.

This problem deals with individuals working for a common end. The feeling of community is not as great as in some of the other problems. A discussion question such as "how do you feel about this problem" may bring this point out. A follow up question such as "which problem did you like best—one where you gave a strong team effort or one in which you as an individual worked for a team goal?" will help people determine their feelings about close relationships.

New Headgear!

For Your Royal Rangers



ROYAL RANGERS BERET. Designed as part of the dress uniform for Trail Blazers and Air-Sea-Trail Rangers, this attractive beret is made of 85% wool and 15% nylon. Decorated with the colorful Royal Rangers emblem the royal blue beret will be proudly worn by your youngsters. **\$5.95 each**

Small08 MR 0271
 Medium ..08 MR 0272
 Large08 MR 0273

ROYAL RANGERS BASEBALL CAP. Promote your Royal Rangers program with this attractive fun-to-wear baseball style cap. The cap is navy blue with a polyester front and nylon mesh back and carries the Royal Rangers emblem. Adjustable, one size fits all. **08 MR 0254 \$4.95**

Place Your Order today!



GPH Gospel Publishing House

Radiant Book & Music Center
 415 NORTH SYCAMORE STREET, SANTA ANA, CALIFORNIA 92701
 2715 WESTERN AVENUE, SEATTLE, WASHINGTON 98121

1445 BOONVILLE AVENUE, SPRINGFIELD, MISSOURI 65802

Postage and Handling Charges: Less than \$10.00 15% · \$10.00-\$24.99 10% · \$25.00-\$49.99 9% · \$50.00 or more 7%

Your Outpost Planning GUIDE



June

Theme—Summer Hiking

1st Week Summer is outdoor fun time, start it off right with a "shake-down" hike through the urban habitat. Starting at your church take a route that will include as many different environments as possible; commercial, industrial, suburban. Be sure to route your outpost away from congested intersections and areas which might prove dangerous. Point out the interdependence of people in the town or city. Discuss the way your city is organized. Is your town planned? Discuss the reasons why your town is organized the way it is. Is it a good place for people? Discuss ways in which your town might be improved. After the "urban hike" you might have a map of the city mounted on the outpost bulletin board with a flag marking the church. Each boy should then find and mark his home with a pin.

2nd Week **BIKE DAY**
Get the talk going on a Rangers Bike Day. Discuss the reasons for finding nonenergy-consuming modes of travel. (Health, economics.) Talk about the advantages and disadvantages of public transportation (buses, trains, etc.) Have a good bike on hand and explain how to keep it in good shape. Emphasize the importance of safety equipment (helmets & flags). Take the boys out on the church parking lot and show them the rules of the road. Many good books are available on bike safety at your local library. Local bike clubs are usually more than happy to come to your outpost to talk about biking safety. Back inside, have

patrols use a city map to plan a bike route from their homes to the church. Make sure their route avoids as much traffic as possible. Get the family involved, sometimes Dad would love to get in on the adventure of riding a bike to church. Make sure each boy is prepared! If the Ranger is too small to make the necessary distance, offer to meet him halfway. *Make sure he has his parents' permission!*

3rd Week **BIKE DAY**
Rangers with bikes should ride them to church. Part of meeting time should be devoted to letting boys and dads talk about their experiences. Discussion might be centered around where bike routes would be helpful in your town or city. If time allows and if you have the daylight, a short bike hike by the whole outpost might be worked in. If your parking lot is large enough you might have some bike-olympics with such events as an obstacle course. Safety is of prime importance. Skill rather than time should be emphasized.

4th Week Use good judgment and recognize the limitations of your boys. Older boys could be encouraged to plan a patrol bike expedition, perhaps out into the country. Younger boys could plan a smaller expedition to a local park. For this week's program feature, a film might be borrowed from your library on bike-touring or if you know of someone who has taken a cross-country trip, have him bring slides and tell of his experiences.

Ju

Theme—Outd

1st Week Primitive camping and survival will be the theme of this month and it should be capped off by a survival camp-out, where boys will build a shelter, solar still, and perhaps fishing spear and snare. If you are like most of us, you are no survival expert and to pull this off will require a little research. Some good reference books are "Outdoor Survival Skills" by Larry Dean Olsen and "Bushcraft" by Richard Graves. The basics of survival, such as water, food, and shelter should be explained. The danger of exposure and hypothermia should be covered as well as that of exhaustion and shock. Have the Rangers list the first, second, and third thing they would do if they realized they were lost. Compare their answers and supply them with the best ones.

2nd Week Bring the materials necessary for the entire outpost to construct a basic survival kit as described in "Adventures In Camping," pages 132-33. Explain the contents and let each boy construct his own.



DISPATCH



ly oor Camping

3rd Week Bring enough cut twigs and branches for each Ranger to construct a "cave man grill." Discuss cooking without utensils. Good ideas for potless cooking can be found in the "Boy Scout Fieldbook," "Adventures In Camping" and "Bushcraft."

4th Week Before any survival camp-out, a suitable area should be found. Before allowing the Rangers to build primitive shelters, make sure there are no restrictions on cutting or the use of materials. In some areas a lean-to made out of a poncho is advisable and because of the danger of erosion, a solar still should perhaps be demonstrated only once by the Commander. Boys should be told in advance that they may bring only 2 ponchos, a potato, a pocket knife, and, of course, their survival kit. A survival camp-out can be an unforgettable experience, and is perhaps the best way for us to get really acquainted with the land. You will be surprised how many things you can find to eat even in the most desolate areas. Happy camping!



August

Theme—Swimming & Camping

1st Week Swimming is always a part of summer fun, and a feature on swimming safety is important. A film on water sports can be borrowed from your local Red Cross. Topics to be discussed could be, using the buddy system, dangerous places to swim, avoiding sunburn, what to do if someone's in trouble. Boys should be encouraged to sign up for Red Cross training in lifesaving. If you are qualified you might demonstrate mouth-to-mouth resuscitation explaining its use. If possible, have a lifeguard or water safety instructor come and talk to the boys in person.

2nd Week In preparation for an August camp-out, have the patrols meet for a special planning session. Each patrol should decide on its own menu (with your supervision of course). Devise a duty roster and plan a campfire skit. Explain to the patrols that getting ready in advance makes everything go smoother once you hit the woods. It's also a good time for the patrol leader to check on the progress of his patrol along the advancement trail. Rangers should be encouraged to help each other meet requirements. As you know from NTC, there's nothing like patrol pressure to help you get into gear.

3rd Week A camp-out is always more enjoyable if you know something about the flora and fauna of the area. Collect a good selection of leaves and seeds of trees typical to your camping area. Identify them for the Rangers, then send them on a flora scavenger hunt.

Make it a race to see who can bring a leaf to match each tree you have displayed. It could be broadened to include all types of plants in your area. By checking with local fish and game department officials, you might volunteer your outpost to plant seedlings, build rock deflectors on dams in streams, or repair eroding downhill trails by installing water bars. As always make sure your Rangers know good outdoor manners, always leave a campsite looking better than when you found it.

4th Week As a Patrol or Outpost; hike along a river or around a lake. There are many things you can observe and record about water. Here are a few ideas. You can add others:


1. Following a small stream to its source, you can take a sample jar of water well downstream, and another at the source. Let the samples stand after you get back. See how many solid particles of soil the downstream water contains—evidence of soil erosion.
2. You can note pollution conditions by observing the color of the water; light penetration, odor, litter, oil, chemical foam, dead fish.
3. Take photographs, color slides, and make maps and sketches to illustrate your findings.

It's vitally important that Rangers become concerned for the environment that God has given us. It can support life as we know it only through responsible care of it. This cannot be stressed enough. Make it YOUR DUTY to inform them!

DEVOTIONS FOR BOYS

A true-life 'Faith' experience of a nine-year-old boy comes alive in this vividly illustrated version by Connie Lanier.

Leaders, take advantage of this **FEATURE DEVOTIONAL**. Enlarge these illustrations and use them under an overhead projector or have your outpost make them into posters. Your accompanied dramatic reading of little Johnnie's story can become a spectacular devotional, one capable of reaching, teaching, and keeping boys for Christ!



The Royal Rangers were having a meeting out under the trees. The Commander told the boys of an approaching roundup near Lake Okeechobee, in Florida. There was going to be canoeing, campfires, Tomahawk throwing, and many more fun-filled activities.

Little Johnnie was 9 years old and loved adventure in his Royal Rangers outpost. But when he heard that there


was going to be a campfire service, he could hardly contain himself. He knew that was one roundup he didn't want to miss.

Finally the day came and bus was loaded to the limit. You could see tents, sleeping bags, shovels, flags, and Royal Rangers hanging out of the windows as the bus sped merrily down the highway. One of Little Johnnie's favorite pastimes on the bus was singing funny songs with

all the other boys.

A couple of hours passed and Little Johnnie looked out the window to see cows, horses, old houses, and many trees. Boy! Little Johnnie just could not believe that this was happening to him. They set up camp which was a lot of work. They were on the edge of the St. Lucy Canal. Maybe they would see a real live armadillo!


That evening the boys set around the



campfire and sang humorous songs. Then the Commander led the boys in worship songs. Little Johnnie could actually feel the presence of God as the Commander told about Moses leading the Hebrews across the parted Red Sea. Little Johnnie's eyes grew bigger as the story unfolded:

The Hebrew people were at the edge of the Red Sea with the Egyptians closing in on them. They were afraid. What were they going to do. But God will *always* take care of His children when they turn to Him. Through Moses, the people cried out to God for help. That night a strong wind blew. The Red Sea parted and the Hebrews walked across on dry ground. The Egyptians chased after them, but the Red Sea came back together and drowned them all.

But the Commander pointed out again that God takes care of His children and we need never to fear.



That night as Little Johnnie was sleeping, he had a bad dream. He dreamed that water was coming from everywhere. He saw cows floating and he saw water swallowing the tents. He moaned and



groaned. It seemed so real. He was afraid of water and now . . . oh . . .


Just then he sat straight up in bed! He was awake! It was just a nightmare! But Little Johnnie was still afraid. What if the dam broke and water came in on . . . oh . . . what am I going to do? Then Little Johnnie remembered the Commander's story of Moses and the Red Sea. When you are afraid, turn to God for help.



Little Johnnie bowed his head and prayed. He knew that was the right thing to do. Little did Johnnie know that during the night a little trail of water was working its way through a weak spot in the dam. It was getting larger by the moment. But as soon as Little Johnnie finished praying he felt wonderful peace. Now he was not afraid. He knew God would take care of him.

The next morning, bright and early, the boys were up for devotions and breakfast. Ummmmmm! Why did food always taste better outside on a camping trip than at home? Inspection of the tents and crafts was a highlight of the day. But all too soon it was time to pack up.


Little Johnnie told his Commander all



about his dream and waking in the night afraid that water would cover him. He also told his Commander about praying and how God gave him peace. He just knew that everything would be all right. The Commander was so happy to hear Little Johnnie's testimony. Little

Johnnie worked hard loading the bus for the trip home.

The following Wednesday, four days after their camping trip, the dyke on the St. Lucy Canal off Lake Okeechobee, broke. Millions of gallons of water flooded over pasturelands. Cows drowned. People climbed to the tops of their barns to safety until they could be evacuated. Because of the crack in the dam the water could no longer be held back. The pastureland where little Johnnie and the Royal Rangers camped was flooded with water 7 ft. to 20 ft. in some areas.



As soon as Johnnie heard the news, he remembered being afraid and praying to God. He thought maybe God had answered his prayer by sending an angel to hold the dam together for their safety.




That night was Royal Rangers. The Commander had heard the news on TV and had remembered Johnnie's testimony. They worshipped God with hands raised toward heaven. They praised God for sparing their lives.



The Angel of the Lord encampeth round about them that fear Him and delivereth them. Psalm 34:7.

For he shall give His angels charge over thee, to keep thee in all thy ways. Psalm 91:11.

I will never leave thee, nor forsake thee. Hebrews 13:5.



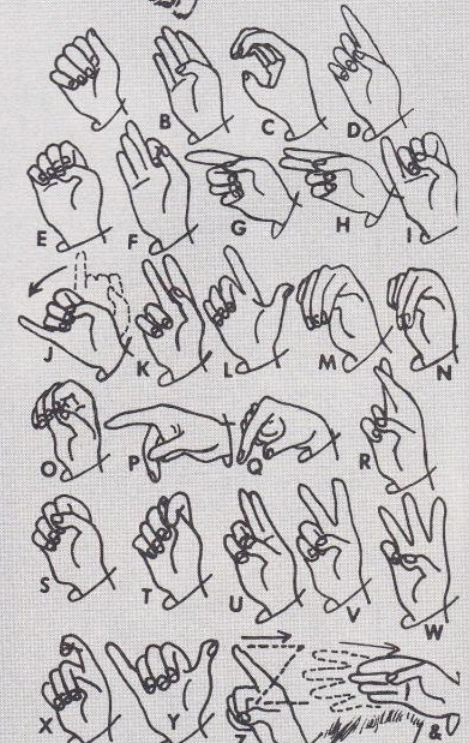
DISPATCH magazine hopes to share more true-life devotionals with you. But, it's up to you, the leaders, to submit to us such activities. We're looking forward to publishing Your Faith Adventure!


At a farewell dinner for the minister, who was being transferred to another church. A little old lady was saying good-bye to the gentleman and concluded: "I'm sorry you're going. I never knew what sin was until you came here."

Helen Lozanoff
Johnstown, PA

Personal Ministry Aids

Hand Alphabet for Deaf or Hearing Impaired





CAMPCRAFT

TORCHES AND TRENCH CANDLES

BY JOHN ELLER

Torches are an important ingredient in Royal Rangers camp-outs. Several tried-and-proven ways to make torches have emerged from years of experience in overnights, Pow Wows, and training camps.

A cattail soaked in kerosene for half an hour makes an excellent torch. Break off the stem so it doesn't burn off, and replace it with a pointed stick.



Another good torch can be made from a tin can filled with rags. Nail the bottom of the can to a stick, fill it half full with rags, and pour in kerosene. After half an hour, fill to the top with rags and pour in more kerosene. This torch will last well over a half hour.

A roll of ordinary bathroom tissue wired to a heavy stick and soaked in kerosene makes a good torch. Like all torches, care must be used in handling.

We do not always have kerosene on camping trips, so a trench candle on a stick makes a good torch even though it will not be as brilliant. The Indian way is to coil birchbark around a stick, or to slip several small sheets of birchbark into a split stick. These will burn long and well. Pine knots from old rotted logs, rich in resin, are also excellent.

You can make your own sure-fire trench candles before your next camping trip. It's one of your best ways to make fire in the rain. Even when nature does its worst, you can have quick fires in gales or cloudbursts, sleet or snow.

Roll newspapers into rolls an inch thick. Cut them into sections three inches long and tie each with a string.



Melt a cake of paraffin wax in a pot. Dip the paper rolls in the hot wax several times, allowing them to cool for a minute after each dip. As the paraffin hardens on the paper you have a trench candle. Use a long string to dip.

Thrust a stick into the end of a trench candle and hold it under the wood to light. Neither rain nor wind can put it out. The candle will keep blazing until the wood burns. In heavy wind the candle can be lighted under the protection of the tent and carried out to the fire. (Remember the specific order is always (1) shelter, (2) fire, then (3) food.)

The trench candle is always better than an ordinary candle, which would be quickly snuffed out in a breeze. Use an ordinary candle only in good weather.

It's always temptation to get out a trench candle everytime you light a fire. Don't do it! The rainy day will surely come when you will need them badly. Save them. ★




Neighborhood Wildlife Exhibit

Ideally, this project is a direct parallel to YOUR OUTPOST PLANNING GUIDE'S June theme of summer hiking, specifically the "shakedown" hike through the urban habitat. As a companion plan for this adventure, why not request your outpost to gather various specimen evidences of local wildlife. The chart below is a good example of possible components of your

Neighborhood Wildlife Exhibit. Encourage the boys to take photos of wildlife. These can be mounted along with the specimens on larger poster

boards to display in your outposts "conservation corner." With such an exhibit, it is also helpful to display "life cycle" and "food chain" chain charts, showing the interdependence of mankind, animal and plants, and the importance of protecting your local wildlife. In a project such as this Royal Rangers are learning to communicate conservation in their community.



File 'Em to Find 'Em! continued from page 2

lifetimes. The articles themselves are easy to find. We have already mentioned *High Adventure* and *Dispatch* magazines, as well as newspapers. *Scouting*, and *Boys Life* magazines are also very helpful. Then there is *Outdoor Life*, *Field and Stream*, *Sports Afield* and other outdoor magazines. These are all good sources for camping, cooking, and other outdoor related subjects. For Bible studies and devotions we read the *Pentecostal Evangel*, *Sunday School Counselor*, *Moody Monthly*, and other Christian magazines. And be sure not to overlook the "women's" magazines. These are always filled with crafts and cooking ideas.

However, if you and/or your wife do not like to cut up your magazines, then try using a 3x5 card file. Simply start a

card for each heading, then as you go through your magazines write the name of the article and the name and date of the magazine under the appropriate heading. For instance, an article in the Fall, 1979, issue of *High Adventure* about cooking would be written on the cooking file card. Then file your cards in the filebox.

This method is also good for books. As you read, simply jot down the subjects and page numbers on a piece of paper, and then transfer these to a card in your file. In essence, then, your card file would simply tell you where you could find the information that you need.

The problem with this method is that you need a lot of space for storing your magazines. And, invariably, you are going to lose a magazine or not record the date or magazine title in your file. If this happens, the article is lost. The only way to find it is to go back through all of your

magazines and look for it (which can be a massive job if you have been collecting them for six months or more).

But whichever method you choose, card or clippings file, the only thing you really have to lose is a little time. But the rewards you will reap will astound you! So, if you want fresh, challenging ideas—file 'em to find 'em. ★

Royal Rangers Code continued.

others to a place of complete surrender. He must boldly declare, "We will serve the Lord, and to this we are witnesses" (Joshua 24:21, 22).

A Royal Ranger is never guilty of, nor resorts to, neither succumbs to cowardice. It is a stranger to his life and vocabulary. ★

FCF National

RENDEZVOUS "80"



Don't let us miss
yore hide at
The Cumberland
provide a great
fun and fellowship.
July 22-26 in
It promises to
"bodacious" event

the "Big Doins",
Mountains will
setting for all the
It all happens
Crossville, Tenn.
be the "rip-roaring"
you've been waitin'
fer!

—Davy
FCF Historian

A NIGHT TO REMEMBER

By Raymond Driggers

In deep Central Florida the seemingly impossible was taking place. Over five hundred men and boys were moving through the moss-hung trees with scarcely a sound, and with only the full moon to light the way. A quiet word from the commander, a quiet answer from a boy was the only sound to disrupt the peace of the night, as they moved toward their destination, the last council fire of the nineteen seventy-nine Ranger Powwow.



Commander Lynn led the way astride his white Indian steed. Row after row they silently seated

themselves. In the quiet of the moonlit night they waited. They knew something great was about to take place.

Out of the night sky came a streak of light, the council fire burst into flames. In a moment's time it was no longer nineteen seventy-nine, but the early eighteen hundreds. Jim Bridger, Kit Carson, and Old Gabe would have been right at home. As the council fire flames reached

their peak, they revealed a group of buckskin-clad FCF'ers. Some of them were cuddling their Hawkins in their arms and some were leaning with folded arms on their Kentuckies.

Out of the shadows stepped an old buck and a young buck with guitars and began to play and sing.

When the song came to an end, old Running Mouth Lanier just had to tell a yarn that had happened that day. Grandpappy Deadeye couldn't be left out of the yarning. He had his go at it. Those that didn't get a chance to jaw a little bit settled for war yells.


After awhile things sorta slowed down a mite and it was decided that the Master Ranger orta have his chance to get in a word or two. He decided to let Steve Benesh jaw in his place.

Now, Ole Steve is our National FCF Scout. He done rid his mule down here all the way from Texas, just so he could speak a piece about the Lord.

He stepped into the light of the fire and gave a big ole Texas yell. The night before he told us what a Texas yell was and let us try one or two so we wouldn't be scared when he really cut loose with one.

He told us as how the Lord had helped him a time or two when he had got to the end of his string. He shore told a powerful account of how all you had to do to get Jesus on your side was to join up with Him and let Him come into your heart. When you allow Him to come in and make himself at home, He sorta becomes obligated to help out when you couldn't do it all by yourself.

Steve walked back to where the other FCF members were gathered and Carl Thompson (District Commander) stepped out front and added to Steve's message to call for those, that the Holy Spirit had been dealing with, to come forward and accept Christ. From different parts of the group boys



stepped forward and allowed Jesus to straighten out their lives. In two nights over eighty boys came forward and by the time camp was over a hundred boys had opened the door of their hearts and allowed Jesus to come in. This was what many commanders had waited all year to see. This was reaching, teaching and keeping boys, in action.

